

SCREEN MACHINE INDUSTRIES

AN AMERICAN MANUFACTURER OF PORTABLE CRUSHING AND SCREENING EQUIPMENT

SCALPER 77C



10685 COLUMBUS PARKWAY, ETNA, OHIO 43062

740-927-3464

800-837-3344

WWW.SCREENMACHINE.COM

SCREEN BOX

- 7'-0" x 7'-0" (2.1m x 2.1m) Double Deck Two Bearing Screen**
 Top deck is 7'-0" wide by 7'-0" (2.1m x 2.1m) long creating 49 square feet (4.5m²) of screening surface.
 Bottom deck is 7'-0" wide by 6'-0" (2.1m x 1.8m) long split screen creating 42 square feet (3.9m²) of screening surface.
 The screen features a combination of a heavy aggressive shake with the ability to reverse the direction of the screen, giving the versatility needed for processing multiple types of materials.
- Wide Feed Opening with Low Feed Height**
 9'-9" (2.9m) wide opening above the shaker screen permits a comfortable loading target for up to a two yard loader bucket.
 A low feed height of 8'-3" (2.5m) allows loaders to dump material onto the shaker screen without the need to build a ramp.
- USA Grade 80 Steel Construction**
 The shaker screen, bolted together with USA made high strength 3/8" (10mm) Grade 80 steel, will handle vibratory stress better than imported screens typically made with a mild grade of steel.
- Screen Box Features a Large 8 1/2" (215mm) Clearance Between the Top and Bottom Deck**
 Large screen openings (up to 6" (152mm)) on the top deck are supported and pose little risk of rock hang-ups. Oversize throughput from large openings would otherwise tend to bridge between the decks in the absence of this large clearance.
- Multiple Screen Choices Are Available for Top and Bottom Decks**
 T-1 tapered *grizzly* top deck spaced at 4.5" (114mm) nominal for your heaviest rock and materials.
 Grade 80 *punch plate* top deck 4", 5" or 6" (101mm, 127mm, 152mm) *hex* for heavy-duty work.
 Square woven *wire cloth* in multiple sizes for most general applications.
 3" or 4" (76mm or 101mm) nominal spaced *finger* screen decks available for materials with vegetation.
 Bottom deck accepts *wire cloth*, *harp-style* screens and *finger* screens.
- Smooth Start® Technology (US Patent # 6,401,933)**
 At slow speeds, the screen shaft rotates perfectly round, creating no throw (or shake) at all. As the screen shaft RPM approaches operating speed, the counterweight extends outward creating the appropriate shake necessary to screen your material. This process also works in reverse during your machine shutdown. *Smooth Start®* technology eliminates the otherwise present risk of machinery damage caused by slow speed violent shaking during your warm-up or shut-down periods. This fine example of American ingenuity is patented to deliver exclusive long term value by extending the life of the bearings, components, and structure.



RETRACTED (SLOW)

EXTENDED (FAST)

STRUCTURE

- USA Grade 80 Steel Construction**
 All structural supports and wear surfaces are manufactured from high strength Grade 80 steel generating a yield strength of 80,000 psi. That's more than two times the yield strength of A36 steel (36,000 psi) commonly used in most other machinery. This single feature alone could double your machine's structural life span.
- Hydraulic Landing Gear and Axle Lifts Entire Machine for Easy Clean-Out**
- American Made near Columbus, Ohio with American Steel and Labor**



PORTABILITY

- Conveyor Hydraulically Folds Creating a Short Overhang During Transport**
- Single Axle with Dual 255/70R22.5 Tires and Air Brakes**
- Hydraulic Axle Raise and Lower**
- Hydraulic Landing Gear**
- Transport Features Include: Mudflaps, Fenders, Direction Lights and Brake Lights**
- Standard Fifth Wheel Tow Configuration**
- High Ground Clearance Allows Easy Towing Throughout Rough Jobsite Terrain**
- Optional Bolt-on Pintle Hook Arrangement Available (fits most trucks)**



CONVEYOR

- 36" (914mm) Wide Main Discharge Belt**
 Hydraulically folds and extends for quick set-up and tear-down.
- Material Stockpiling Height 11'-5" (3.5m)**
 Creates a conical pile of approximately 110 cubic yards (84m³)
- Four Guide Rollers Are Mounted for Centered Belt Tracking**
- 5" (127mm) Diameter Heavy-Duty Goodman® CEMA "C" Idlers**
 Large screen openings can drop heavy material, requiring heavy-duty idlers tough enough to last.
- Precision[®] Lagged-Head and Wing-Tail Pulleys**
 A wrapped and raised wing-tail pulley keeps the pulley off the ground and high above any material buildup.
- Rubber Disc Return Idlers Prevent Any Material Build-Up On The Rollers**
- Remote Grease Lines for Easy Lubrication**



POWER SYSTEM

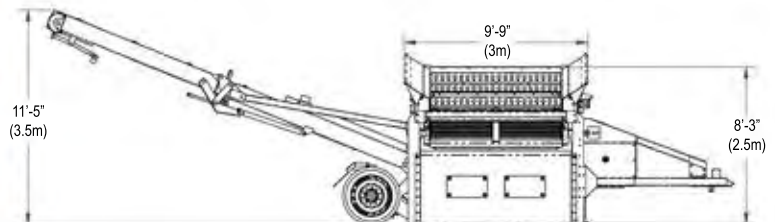
- Yanmar[®] 48 HP (35.7 kw) Diesel Engine**
- 42 Gallon (159 liters) Lockable Hydraulic Tank with Oil Cooler and Hydraulic Temperature Shut-down**
- 40 Gallon (151 liters) Diesel Fuel Tank Will Generate 25 Continuous Hours of Run Time**
- Unique Engine Compartment Design Allows Quick Access for Engine Maintenance**
- Hydraulic Valves and Control Panel are Well Protected Inside Engine Compartment**



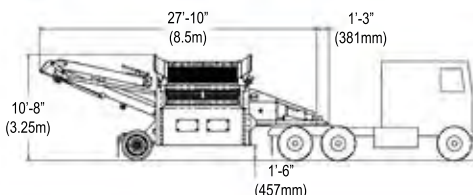
PRODUCT SUPPORT

- Factory Headquarters Located Near Columbus, Ohio**
- Lifetime Toll Free Engineering Telephone Support (USA Only)**
- Rapid Response Parts Availability**
- Detailed Operational, Service & Parts Manuals**

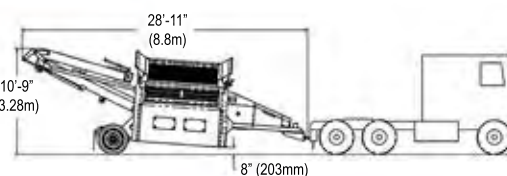
DIMENSIONS



Standard Operating Position



Fifth Wheel Tow Transport



Pintle Hook Tow Transport

Shipping Information

Width 7' - 8" (2.34 m)
 Weight (approx.) 18,000 to 20,000 lbs.
 (8,165 - 9,072 KG)

SCREEN MACHINE INDUSTRIES

AN AMERICAN MANUFACTURER OF PORTABLE CRUSHING AND SCREENING EQUIPMENT

Screen Machine Industries is an innovative American manufacturer of portable machinery dedicated to material crushing, screening and stockpiling. Our product offering provides solutions ranging from 15-600 tons/yards per hour across a vast array of applications (such as sand & gravel, concrete & asphalt, topsoil & compost products). Our successful engineering philosophy is to incorporate reliable brand name components and industry leading features with the highest quality manufacturing techniques. This philosophy has prominently driven our success since 1966.



Screen Machine Industries LLC
Corporate Headquarters

The manufacturing process includes the utilization of CNC fabrication equipment, robotic welders, advanced painting facilities and highly skilled mechanical technicians assembling these machines. Multiple levels of quality control and thorough run-time inspections are in place to ensure the quality and reliability that we demand and that you expect.



Screen Machine Industries continues to make substantial investments in research and development. Our highly skilled engineers combined with the latest computer technology, create the most innovative products in the crushing and screening industries. Numerous U.S. Patents have been awarded as a result of our creative ambition in developing machinery that we feel is superior to any in the industry. We also strive to add the best design engineers available to our organization. Our engineers are graduates of MIT and other prestigious universities throughout the United States.




Our diverse product line consists of heavy-duty, track-mounted Jaw, Cone and Impact Crushers, Spyders, Scalpers, Trommels and Conventional Screening and Shredding Plants. Our portable stacking conveyors complete the product lineup with sizes available to fit most every job.



SCALPER 107T

4043T IMPACT CRUSHER



SPYDER 516T

SCREEN MACHINE INDUSTRIES LLC

**10685 Columbus Parkway
Etna, Ohio 43062**

740-927-3464 800 - 837 - 3344

www.screenmachine.com



102013

DISTRIBUTED BY