


Mixer Systems

Twin Shaft and Ring Pan Mixer



LIEBHERR

Technical Data

Ring Pan Mixer



Type:	R/RIM-0.5	R/RIM-1.0	RIM-1.5	RIM-2.25	RIM-3.0
Nominal Capacity	0.65yd ³ (0.5m ³)	1.3yd ³ (1.0m ³)	2yd ³ (1.5m ³)	3yd ³ (2.25m ³)	4yd ³ (3m ³)
Filling Capacity	25 ft ³ (750 l)	50 ft ³ (1500 l)	80 ft ³ (2250 l)	120 ft ³ (3375 l)	160 ft ³ (4500 l)
Three-phase Motor*					
Type R	30 HP (22kW)	50 HP (37kW)			
Type RIM	40 HP (30kW)	65 HP (48kW)	75 HP (55kW)	120 HP (90kW)	177 HP (132kW)
Voltage/frequency**	460V/60Hz	460V/60Hz	460V/60Hz	460V/60Hz	460V/60Hz
Mixer Rotating Speed	26.2 rpm	26.4 rpm	20.7 rpm	20.7 rpm	20.7 rpm
Peripheral Speed					
Type R/RIM	8.8 t/s (2.7m/s)	10.6 ft/s (3.25m/s)	10.8 ft/s (3.3m/s)	10.8 ft/s (3.3m/s)	13.5 ft/s (4.1m/s)
Weight of standard version					
Type R	3.2 tn	3.7 tn			
Type RIM-M	4.1 tn	4.7 tn	8.2 tn	9 tn	
Type RIM-D				10.6 tn	12.1 tn



Agitator



Drive



High Pressure Cleaning


Twin Shaft Mixer



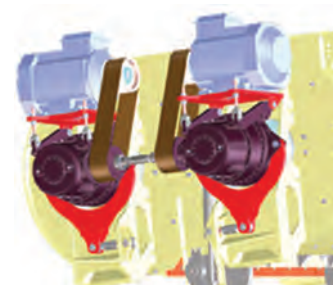
Type:	DW 2.25	DW 3.0	DW 3.33	DW 4.5	DW 6.0
Nominal Capacity	3yd ³ (2.25m ³)	4yd ³ (3m ³)	4.35yd ³ (3.33m ³)	6yd ³ (4.5m ³)	8yd ³ (6m ³)
Filling Capacity	120 ft ³ (3375 l)	160 ft ³ (4500 l)	176 ft ³ (4995 l)	240 ft ³ (6750 l)	320 ft ³ (9000 l)
Three-phase Motor*	100 HP (75kW)	2x75 HP (2x55kW)	2x75 HP (2x55kW)	2x100 HP (2x75kW)	2x150 HP (2x110kW)
Voltage/frequency**	460V/60Hz	460V/60Hz	460V/60Hz	460V/60Hz	460V/60Hz
Mixer Rotating Speed	20.7 rpm	20.7 rpm	20.7 rpm	20.7 rpm	20.7 rpm
Peripheral Speed	4.6 ft/s (1.4m/s)	4.6 ft/s (1.4m/s)	4.6 ft/s (1.4m/s)	5.3 ft/s (1.6m/s)	5.9 ft/s (1.8m/s)
Weight of standard version	8.8 tn	10.5 tn	11.2 tn	12.7 tn	20.9 tn

* Motor ratings quoted are for standard version.

** Other voltages are available on request.



Mixing Shaft and Blade



Drive